

Research Skills for Entrepreneurs-to-Be

Wei Xia, Melody Chin & Sumita Govindan
Research Librarians

Alvin Tam
Senior Manager, Insitute of Innovation & Entrepreneurship



Knowing Your Environment

Country, Economy and Outlook



Data portal covering a wide variety of topics, drawn from private and public sources of information, including outlook and industry reports, infographics and results of studies from market research institutions.

<https://www-statista-com.libproxy.smu.edu.sg/>



Consumer Market Outlook

Everything you need to know about Consumer Goods



Digital Market Outlook

Identify market potentials of the digital future



Mobility Market Outlook

Key topics in mobility



Country Outlook

Key economic and social indicators



Technology Market Outlook **UPDATE**

Insights into the world's most important technology markets



Advertising & Media Outlook **NEW**

Figures and insights about the advertising and media world



Industry Outlook **NEW**

Everything you need to know about the industry development

a Platform

ies and 150+ countries

Statista Search

Smartphone

China

Industry

United States



Investments

in billion US\$

Reading Support

In 2023, the total investment in Indonesia is forecast to amount to US\$507.10bn.



PNG

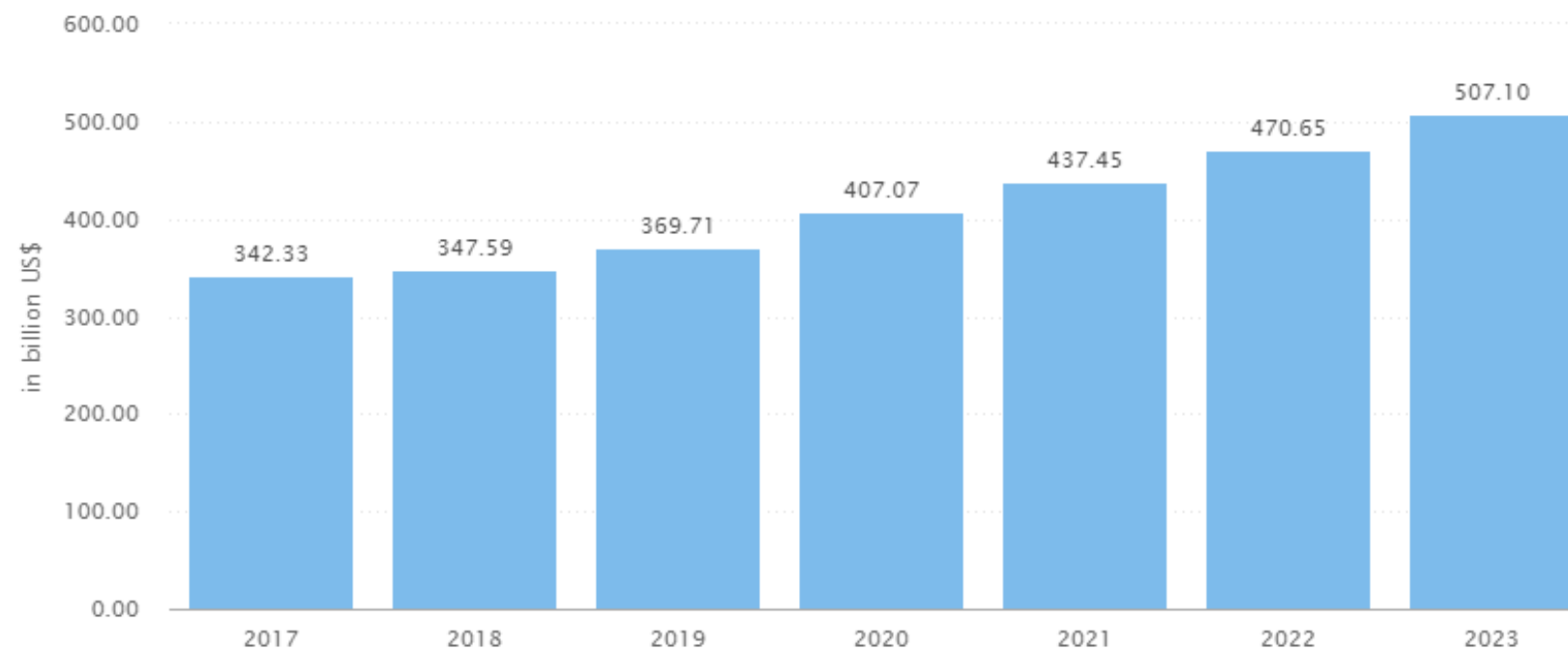


XLS



Investments

Annual investment growth



Source: Statista, based on IMF (Forecast adjusted for expected impact of COVID-19)

[Info](#)



PNG



XLS



Source: Statista, based on IMF (Forecast adjusted for expected impact of COVID-19)

Info

Control of Corruption Index

in points

Reading Support

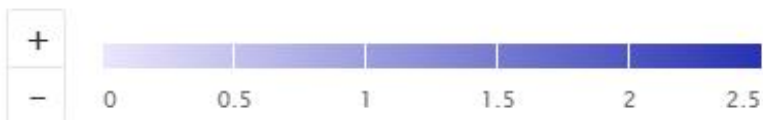
With a value of 2.2 in 2017, the Control of Corruption Index was highest in New Zealand.



PNG



XLS



Source: Statista, based on World Bank © Natural Earth

Top 5

1. Finland	2.2
2. New Zealand	2.2
3. Singapore	2.2
4. Denmark	2.1
5. Sweden	2.1
75. Indonesia	-0.3

Info

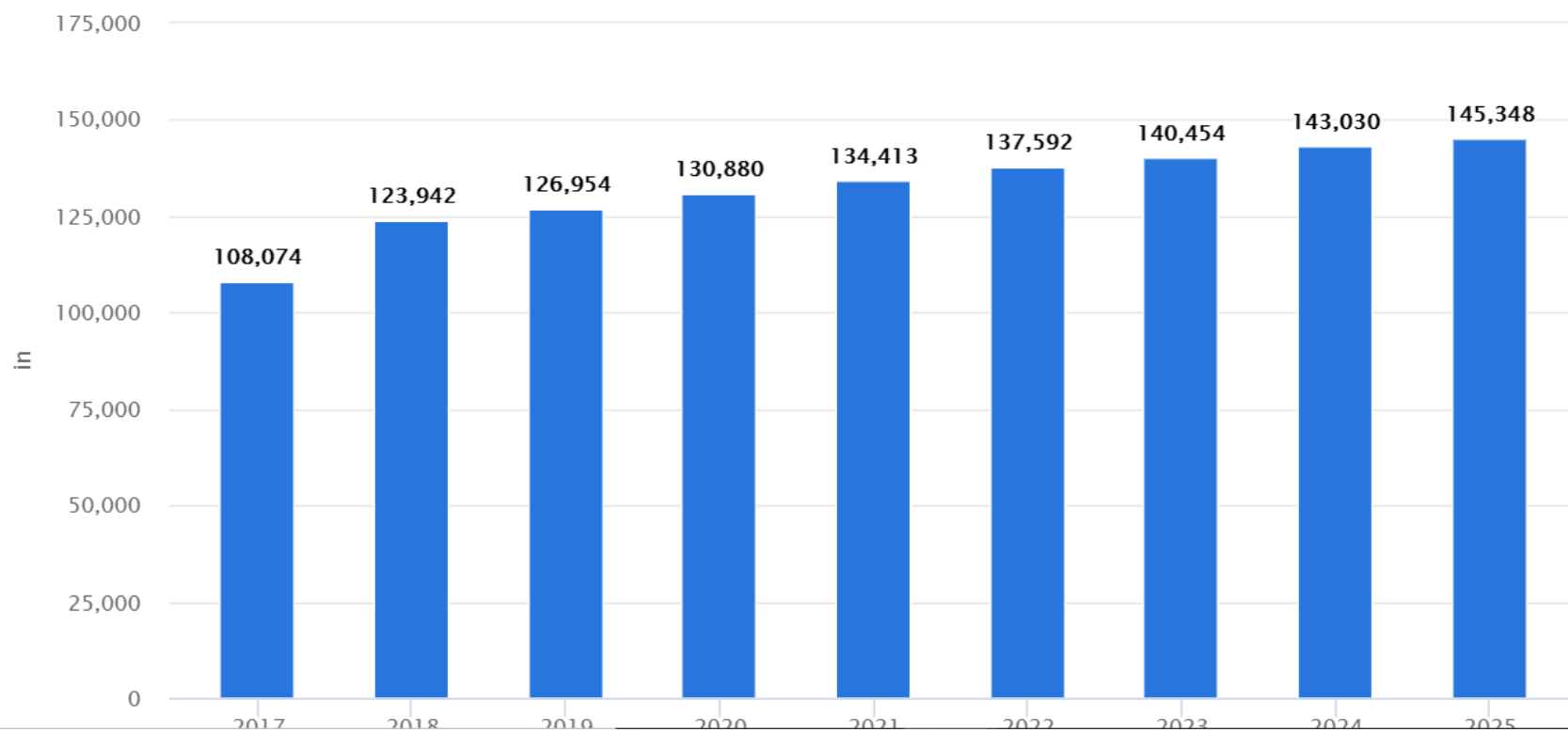
Segment
Business Environment

Country
Indonesia

Compare to
None

Currency
USD (US\$)

NEW BUSINESSES REGISTERED



OVERVIEW

[New Businesses Registered](#)

[Foreign Direct Investment](#)

[Imports and Exports](#)

[Competitiveness Index](#)

[Key Market Indicators](#)

Segment
Business Environment

Country
Indonesia

Compare to
None

Currency
USD (US\$)

Download as XLSX

EXCHANGE RATES

BUSINESS ADMINISTRATION

EXPORT VALUES OF COMMERCIAL SERVICES



EXPORT VALUES OF MERCHANDISE TRADE

IMPORT VALUES OF COMMERCIAL SERVICES

IMPORT VALUES OF MERCHANDISE TRADE

LOGISTIC CONDITIONS

INTERNATIONAL TRADE

	2012	2014	2016	2018	
Efficiency of customs clearance <small>i</small>	2.5	2.9	2.7	2.7	
Quality of infrastructure <small>i</small>	2.5	2.9	2.6	2.9	

Notes: Based on IMF, World Bank, UN and Eurostat

Most recent update: May 2021

Source: Statista

Statistics ▾

Reports ▾

Outlooks ▾

Tools ▾

Infographics

Services ▾

Global Survey

NEW



My Account ▾

Country Outlook

Economic

Indonesia

HIGHLIGHTS

- The GDP (gross domestic product) in 2024.
- The real total GDP growth rate in 2024.
- In 2023, the total GDP growth rate was 5.0%.



Consumer Market Outlook

Everything you need to know about Consumer Goods



Digital Market Outlook

Identify market potentials of the digital future



Mobility Market Outlook

Key topics in mobility



Country Outlook

Key economic and social indicators



Technology Market Outlook UPDATE

Insights into the world's most important technology markets



Advertising & Media Outlook NEW

Figures and insights about the advertising and media world



Industry Outlook NEW

Everything you need to know about the industry development

\$ USD ▾

GDP (constant prices) (2020) -0.3% yoy ▾

US\$1,118.11bn


Consumer Price Index (2020) +2.9% yoy ▲

109.3

[• Overview](#)[• Market Directory](#)[• Methodology](#)[• Publications !\[\]\(0f848bbd71cef6b345273b16f905912a_img.jpg\)](#)[• Release Calendar !\[\]\(339a16584d5da0f0a3ca4e9ec17bf6a1_img.jpg\)](#)

Get actionable data now

The Digital Market Outlook presents up-to-date figures on markets of the digital economy. The comparable key figures are based on extensive analyses of relevant indicators from the areas of society, economy, and technology.

 Digital Media Digital Advertising eCommerce eServices Smart Home FinTech eHealth Reports

Learn how to quickly gain insights to the digital future

 PNG

Source: Statista (Forecast adjusted for expected impact of COVID-19), August 2020

Info

Penetration Rate

in percent

Reading Support

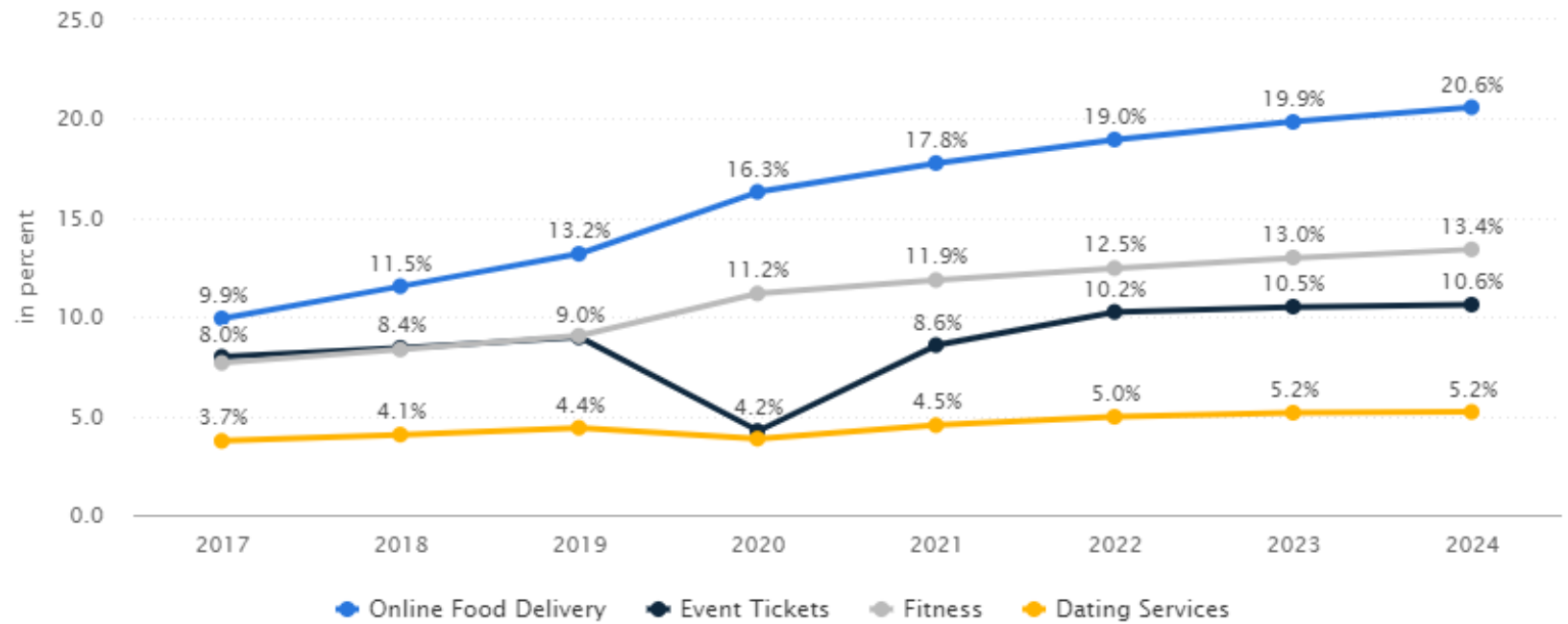
User penetration in the Online Food Delivery segment will be at 16.3% in 2020.

 PNG



Users

Penetration Rate



Source: Statista (Forecast adjusted for expected impact of COVID-19), August 2020

Info


 List Cross table

[Settings](#)
[Select target group](#)
[Show help](#)
[Clear Data](#)

- Food & nutrition (82)
- Internet & devices (14)
- Media & digital media (108)
- Housing & household equipment (57)
- Mobility (68)**
 - Attitudes towards mobility (13)**
 - Vehicle ownership (6)**
 - Commuter**
 - Duration of daily commute**
 - Car ownership & purchase (13)
 - Smart car features (10)
 - Mobility services (24)
- Finance (79)

[Compare](#)

Duration of daily commute (i)

"On average, how long is your daily commute to work/school/university (one way)?"
(single-pick)

Base: all respondents (split sample)

Answers	Percent
less than 15 minutes	16 %
15 to 29 minutes	24 %
30 to 59 minutes	27 %
60 to 119 minutes	12 %
120 minutes and more	9 %
I do not commute	12 %


 Survey items ▼
Duration of daily commute —> Car ownership & purchase> Connected car features▼ Mobility servicesMobility service usage (detailed) +Mobility service user +Mobility service online bookings (detailed) —Mobility service online booker +> Car sharing / Ride sharing/hailing

 Target groups >



 CSV-Export


 PPTX-Export
> Show selection

Respondents in your selection: 974

Clear all

Base	100%
Bike rentals	3%
Bike sharing (short term)	17%
Car rentals (recode filled up based on 'Travel product online bookings (detailed)')	7%
Car sharing (short term)	19%
Local public transportation tickets	22%
Motor scooter sharing (short term)	16%
Ride sharing (long distance) (recode filled up based on 'Travel product online bookings (detailed)')	10%
Ride sharing / ride hailing (short distance incl. driver)	13%
Taxis	20%

No target groups available

Standard target groups



Demographic target groups



Gender



Age



Later adolescence


Young adults

Young middle agers

Middle agers

Best agers

CHARACTERISTICS

 Young adults

Age (as in quota)

25 - 34 years



EIU Market Indicators & Forecasts


Global outlook for market indicators and forecasts

<http://libproxy.smu.edu.sg/login?url=https://eiumif.bvdinfo.com/ip>

EIU Market Indicators and Forecasts

The global outlook for market indicators and forecasts

 Contact us

 Help

 Log o



 Start a new selection >

Load a selection


Retrieve a selection that you have saved

Load a layout

Retrieve a layout you have saved

Saved selections [Recent selections](#)

 Find a saved selections

 Help

 Manage selections

You have no saved selections.

[View data >](#)

Geographic areas (1)

Indicators (0)

Years (0)

Country

Region

Regional
aggregate

Search by name

- Saudi Arabia >
- Singapore >
- Slovakia >
- South Africa >
- Spain >
- Sri Lanka >
- Sweden >
- Switzerland >
- Taiwan >
- Thailand >

Selected geographic areas

[Remove all](#)

United Arab Emirates



View



Tools



Outlook



Alerts



Exports



My settings

- Tools
- Outlook
- Alerts
- Exports
- My settings



- Consumer goods
- Energy
- Food, beverages and tobacco
- Financial services
- Healthcare and pharmaceuticals
- Technology
- Transport, travel and tourism
- Competitiveness (labour, skills and productivity)
- Politics, institutions and regulations
- Country credit risk
- Business operations risk

Search by name

- ▶ Favourites
- ▶ ☆ EIU business environment ratings >
- ▶ ☆ Politics and institutions (EIU ratings) >
- ▶ ☆ Private enterprise (EIU ratings) >
- ▼ ☆ Labour market (EIU ratings) >
 - ☆ Industrial relations (5=good) - IRER >
 - ☆ Restrictiveness of labour laws (5=low) - LLER ✓
 - ☆ Wage regulation (5=low) - WRER >
 - ☆ Minimum wage - MWAG >
 - ☆ Hiring of foreign nationals (5=easy) - FNER ✓
- ▶ ☆ Tax regime (EIU ratings) >
- ▶ ☆ Financing (EIU ratings) >

Selected indicators Remove all

- ✕ ☆ Restrictiveness of labour laws (5=low) - LLER
- ✕ ☆ Hiring of foreign nationals (5=easy) - FNER


 Start again
  Save


Geographic areas (1)


Indicators (2)


Years (11)
[View data >](#)


2050	2049	2048	2047	2046	2045	2044	2043	2042	2041
2040	2039	2038	2037	2036	2035	2034	2033	2032	2031
2030	2029	2028	2027	2026	2025	2024	2023	2022	2021
2020	2019	2018	2017	2016	2015	2014	2013	2012	2011
2010	2009	2008	2007	2006	2005	2004	2003	2002	2001
2000	1999	1998	1997	1996	1995	1994	1993	1992	1991
1990									


 View

 Tools

 Outlook


 Alerts


 Exports

 My settings


EIU Market Indicators and Forecasts


The global outlook for market indicators and forecasts


 [Contact us](#)

 [Help](#)

 [Log out](#)

 [Back to selection](#)

 [Save](#)


 [Options](#)


 [Excel](#)

UNITED ARAB EMIRATES

[Hide marked row\(s\)](#) [Show all rows](#)

<input type="checkbox"/>	Code	Indicator	Unit	2015	2016	2017	2018	2019	2020	2021	2022
<input type="checkbox"/>	LLER	Restrictiveness of labour la...	R	4	4	4	4	4	4	4	4
<input type="checkbox"/>	FNER	Hiring of foreign nationals (...)	R	4	4	4	4	4	4	4	4

 Actual

 Estimate

 Forecast

Click on a code or a figure in a table to get more information





Knowing your Industry & Market

Market Research

What?

- Gathering information to better understand the company's target market & size (the industry it is in), it's customers and it's competitors.

How?

- Market Research can be collected using Primary Data and Secondary Data.

Primary Data & Secondary Data

- **Primary data** refers to the **first hand data** gathered by the researcher themselves.
- **Secondary Data** refers to **second hand data** collected by someone other than the researchers and is usually readily available from other sources

Databases: MarketLine

The screenshot displays the MarketLine website's navigation and search interface. At the top, a dark blue header contains the MarketLine logo and navigation links for Sectors, Companies, Geographies, Databases, and Analysis. A search bar with a magnifying glass icon and a user profile icon is located on the right. Below the header, a central message states: "Use the search box below to access **3,031,876** Intelligence Reports & Analysis". A search bar below this message contains the placeholder text "Type keyword" and a dropdown menu set to "All Research". To the right of the search bar is a "Search" button with a magnifying glass icon. Below the search bar, five dark blue cards with green line-art graphics offer browsing options:

- Browse by Sector**: Refine content by 19 core sectors
- Browse by Company**: Key facts, data, and analysis for over 100,000 companies
- Browse by Geography**: Refine content by region or country
- Browse by Database**: City, Country, and Industry Statistics
- Browse by Content Type**: Explore MarketLine's Industry, Company, and Geography focused reports and data

MarketLine Advantage offers a large collection of reports and data. The content includes case studies, reports on countries, industries and companies, company news and financial deals.

<https://advantage-marketline-com.libproxy.smu.edu.sg/HomePage/Home>

Databases: Passport

The screenshot shows the Passport database website interface. The browser address bar displays the URL: www-portal-euromonitor-com.libproxy.smu.edu.sg/portal/magazine/homemain. The page features a navigation menu with the following items: Search, Industries (selected), Economies, Consumers, Companies, Analytics, Careers, and Help. A search bar is located below the navigation menu, with a dropdown menu set to 'ALL' and the text 'Search by keyword'. The main content area is divided into several sections:

- WANT THE BEST PASSPORT EXPERIENCE?**: A call-to-action section with a 'REGISTER NOW' button and the text 'Save your Search, Download Content, Connect and Share!'.
- COUNTRY REPORTS: DATAGRA...**: A section titled 'Understand the market landscape with visualisations of industry, category and geographical data.' It includes three dropdown menus: 'CHOOSE INDUSTRY', 'CHOOSE CATEGORY', and 'CHOOSE GEOGRAPHY', followed by a 'GO' button.
- SEARCH DASHBOARDS**: A section titled 'Select a dashboard for a visual and interactive way to understand high-level trends.' It includes two radio buttons: 'Industries' (selected) and 'Economies'.
- ANALYTICS**: A section titled 'Identify growth drivers, the state of the current competitive landscape and trends through articles, analysis and reports.'
- BREXIT SCENARIOS TOOL**: A section titled 'Explore the implications of Brexit and the impact on economies, industries and consumers.'
- MEGATRENDS**: A section titled 'In-depth analysis on the most influential megatrends shaping consumer behaviour and attitudes today and in the future.'

The footer of the page includes the text 'Euromonitor is privately owned & trademarked | Contact | Terms and Conditions | Privacy Policy | Cookie Policy' and the 'EUROMONITOR INTERNATIONAL' logo. A 'FEEDBACK' button is also visible in the bottom right corner.

Passport is an integrated database providing key business intelligence on countries, markets, and consumers. It focuses on fast moving consumer goods and provides users with historical statistics, forecasts, analysis of consumer lifestyles, brand and company information, and full-text market analysis.

<https://www-portal-euromonitor-com.libproxy.smu.edu.sg/portal/magazine/homemain>

STATISTICS

ANALYSIS

REFINE YOUR SEARCH

GEOGRAPHIES

CATEGORIES AND TOPICS

COMPANIES

BRANDS

MARKET SIZES

Aggregated sales in a time series by standard data types, per capita and growth.

[Beer Singapore](#)[VIEW FULL DATA SET](#)**COMPANY SHARES**

Share of sales and actual sales by company in a time series by standard data types.

[Beer Singapore](#)[VIEW FULL DATA SET](#)**BRAND SHARES**

Share of sales and actual sales by brand in a time series by standard data types.

[Beer Singapore](#)[VIEW FULL DATA SET](#)**DISTRIBUTION**

Share of sales and actual sales in a time series by standard channel types.

[Beer Singapore](#)

Databases: Pitchbook



[PRODUCTS](#)

[SOLUTIONS](#)

[DATA](#)

[NEWS & ANALYSIS](#)

[ABOUT](#)

[BLOG](#)



Log into the PitchBook Platform

PitchBook contains data on start-ups, their valuations and investment deals (by Private Equity firms, VCs and angel investors), along with their exits (acquisitions, IPOs, closings) for over two decades.

PitchBook Search PitchBook... Help Center SS Sumita GOV

Companies & Deals Search 31,101 Results

Companies & Deals [All Companies & Deals >](#)

- Universe
- PE-Backed Companies
- PE-Backed Exits
- VC-Backed Companies
- VC-Backed Exits
- M&As
- IPOs
- Public Companies
- Public Companies >**
- Universe
- Active Companies
- Active & Inactive Cos

Company Info

Ownership Status ⓘ

- Equity Held (backing)
- Equity Held (no backing)
- Registration
- Equity Held
- Acquired/Merged
- Acquired/Merged (Operating Subsidiary)

Industries, Verticals & Keywords ⓘ

travel OR tourism

Deal Info

Investors

Add by name, stock symbol, pbID, or URL

Deal Types

Select deal type(s)

Industry (1) Out of Business

Location

Backing Status ⓘ

Select backing status(es)

Hide Sidebar

Companies & Deals

Market Analysis

Investors

Limited Partners

Funds

Debt & Lenders

Service Providers

People

Library

Research Center

News

My PitchBook

History

Companies & Deals Search 3,294,046 Results

1 Criterion

Include Active Positions

Deal Criteria

Deal Types

Company Signals

Debt Characteristics

Exit / Liquidity

Industry

Location

Investors

Service Providers

Company Status

Financial Data




Other Criteria

- All Backing Statuses
 - PE-backed
 - VC-backed
 - Accelerator/Incubator-backed
 - Angel-backed
 - Private Debt Financed
 - Corporate-backed/Acquired
 - Other Statuses

- All Ownership Statuses
 - Privately Held (backing)
 - Privately Held (no backing)
 - In IPO Registration
 - Publicly Held
 - Acquired/Merged
 - Acquired/Merged (Operating Subsidiary)
 - Out of Business


Business Status

- All Business Statuses
 - Profitable
 - Generating revenue/not profitable
 - Product Development
 - Bankruptcy
 - Stealth
 - Startup

Companies	Deals	Investors	People	Pivot Table ▾	Charts ▾	 Resources ▾	 Edit table ▾	 Download ▾
------------------	-------	-----------	--------	---------------	----------	---	--	--

Select All Select Page

Companies (988)	Business Status	Ownership Status	Company Financing Status
Omnitron Sensors	Startup	Privately Held (backing)	Venture Capital-Backed
LegalAI	Startup	Privately Held (backing)	Accelerator/Incubator Backed
Travlounge	Startup	Privately Held (backing)	Venture Capital-Backed
Elude (Information Services)	Startup	Privately Held (backing)	Venture Capital-Backed
Hermeus	Startup	Privately Held (backing)	Venture Capital-Backed
Craft Aerospace	Startup	Privately Held (backing)	Venture Capital-Backed
TaleCity	Startup	Privately Held (backing)	Venture Capital-Backed
Chidouwandou	Startup	Privately Held (backing)	Venture Capital-Backed
Wildpoint	Startup	Privately Held (backing)	Venture Capital-Backed
HOP-IN-GO	Startup	Privately Held (no backing)	Pending Transaction (VC)
Tripedeo	Startup	Privately Held (backing)	Angel-Backed
Camperguru	Startup	Privately Held (backing)	Venture Capital-Backed



- Hide Sidebar
- Companies & Deals
- Market Analysis**
- Investors
- Limited Partners
- Funds
- Debt & Lenders
- Service Providers
- People
- Library
 - Research Center
 - News
- My PitchBook
- History

Market Size Estimates Sea

Type a market name...

Suggested Markets

Beer and Cider

3 Estimates for 2017-2022

\$630.40B in 2022 Median Estimate (Global)

3% Forecast CAGR 2017-2022 (Global)

Add to Search

Create New Search

Nonalcoholic Beer

4 Estimates for 2017-2022

\$25.00B in 2022 Median Estimate (Global)

9% Forecast CAGR 2017-2022 (Global)

Add to Search

Filters

Restore Default

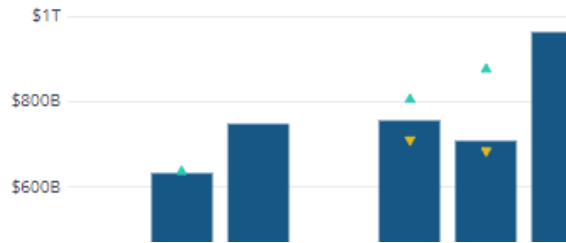
Geography

Select All

- Global (33)
- United States (5)
- Europe (10)

Market Size

Beer



Companies to Watch

New Entrants

Most Capital Raised

Most Likely Fundraising



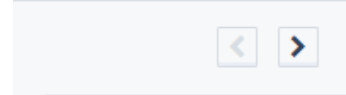
Happydogfarm
Founded 2021



Roanoke Star Sentinel
Founded 2021
New Entrants



PIWC
Founded 2021
Most Capital Raised



Non-Alcoholic Beer
17 Estimates for 2016-2026
Most Likely Fundraising



Cafesolsticeseattle
Founded 2021

Birn

Grupo Modelo (GREY: G...
Founded 2021
Total Raised \$20.10B
Last Deal Type Corporate



Constellation Brands (N...
Total Raised \$5.13B
Last Deal Type Repurchase



Budweiser Brewing Co. ...
Total Raised \$5.00B
Last Deal Type IPO



Molson Coors Brewing (...
Total Raised \$2.59B
Last Deal Type 2PO



United Spirits (BOM: 53...
Total Raised \$2.14B
Last Deal Type PIPE



Anglo American (LON: A...
Total Raised \$1.97B
Last Deal Type 2ndary - Private

Funds

Debt & Lenders

Service Providers

People

Library

Research Center

News

My PitchBook

History

Universe

All Funds

Private Equity Funds

Venture Capital Funds

Private Debt Funds

Real Assets Funds

Funds Of Funds

Secondaries Funds

Co-Investment Funds

Other Funds

Tools

Funds Overview

Custom Benchmarks

Fund Status

Open Funds

Closed Funds

Who's Fundraising

Who Has Dry Powder

PitchBook

Search PitchBook...

Help Center

SS

Hide Sidebar

Companies & Deals

Market Analysis

Investors

Limited Partners

Funds

Debt & Lenders

Service Providers

People

Library

Research Center

News

My PitchBook

History

1 Criterion

Include Active Positions

Key Fields

Deal Criteria

Deal Types

Company Signals

Debt Characteristics

Exit / Liquidity

Industry

Location

Service Providers

Company Status

Investors

Angel (individual)

Accelerator/Incubator

Venture Capital

Venture Capital

Corporate Venture Capital

Not-For-Profit Venture Capital

Private Equity

PE/Buyout

Growth/Expansion

Mezzanine

Other Private Equity

Strategic Acquirers

Corporation

Business Development Company

Family Office

Fund of Funds

Fundless Sponsor

Government

Holding Company

Hedge Fund

Impact Investing

Infrastructure

Investment Bank

Leasing

Lender/Debt Provider

Limited Partner

Merchant Banking Firm

Ownership Status

Privately Held (backing)

Privately Held (no backing)

In IPO Registration

Publicly Held

Acquired/Merged

Acquired/Merged (Operating Subsidiary)

Out of Business

Investor Locations

Search HQ Only

Search Non-HQ Only


Any Office Location

Investor Info

Keywords

Private Market Research

Market Reports on VC, PE and M&A from PitchBook

Asset Class 



2020 Annual Global Private Debt Report

Dylan Cox | 27-Jan-2021 | Market Update | 13 Pages

Private Equity



2020 Annual European Venture Report

Nalin Patel | 25-Jan-2021 | Market Update | 13 Pages

Venture Capital



Q1 2021 PitchBook Analyst Note: Cultivating Opportunities in Indoor Farming

Alex Frederick | 22-Jan-2021 | Analyst Note | 13 Pages

Venture Capital



2020 Annual North American M&A Report

Wylie Fernyhough | 20-Jan-2021 | Market Update | 13 Pages

Private Equity, M&A




2020 Annual European PE Breakdown

Dominick Mondesir | 19-Jan-2021 | Market Update | 16 Pages

Private Equity

Emerging Tech and Private Company Research

Private Company and Industry Reports from PitchBook

Report Type 



Q4 2020 Emerging Tech Research: Information Security

Brendan Burke | 29-Jan-2021 | Emerging Technology Research | 94 Pages

Emerging Technology Research



Q1 2021 PitchBook Analyst Note: Cultivating Opportunities in Indoor Farming

Alex Frederick | 22-Jan-2021 | Analyst Note | 13 Pages

Analyst Note



Q1 2021 PitchBook Analyst Note: The EV/Mobility SPAC Handbook

Asad Hussain | 15-Jan-2021 | Analyst Note | 40 Pages

Analyst Note



Q3 2020 Emerging Tech Research: Cloudtech: DevOps

Paul Condra | 21-Dec-2020 | Emerging Technology Research | 60 Pages

Emerging Technology Research



Q4 2020 PitchBook Analyst Note: Robots in the Kitchen

Alex Frederick | 17-Dec-2020 | Analyst Note | 13 Pages

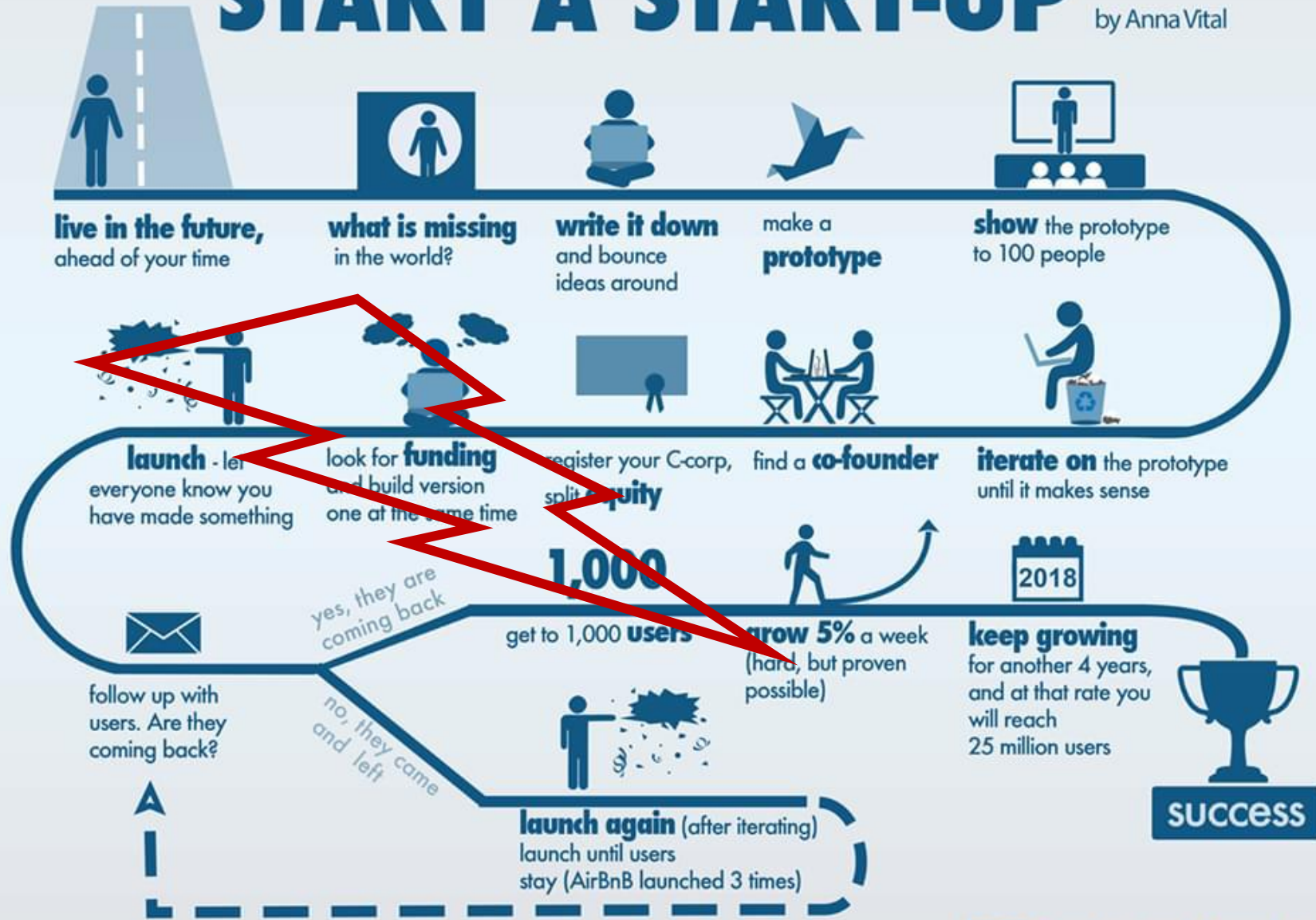
Analyst Note

Knowing your funding



HOW TO START A START-UP

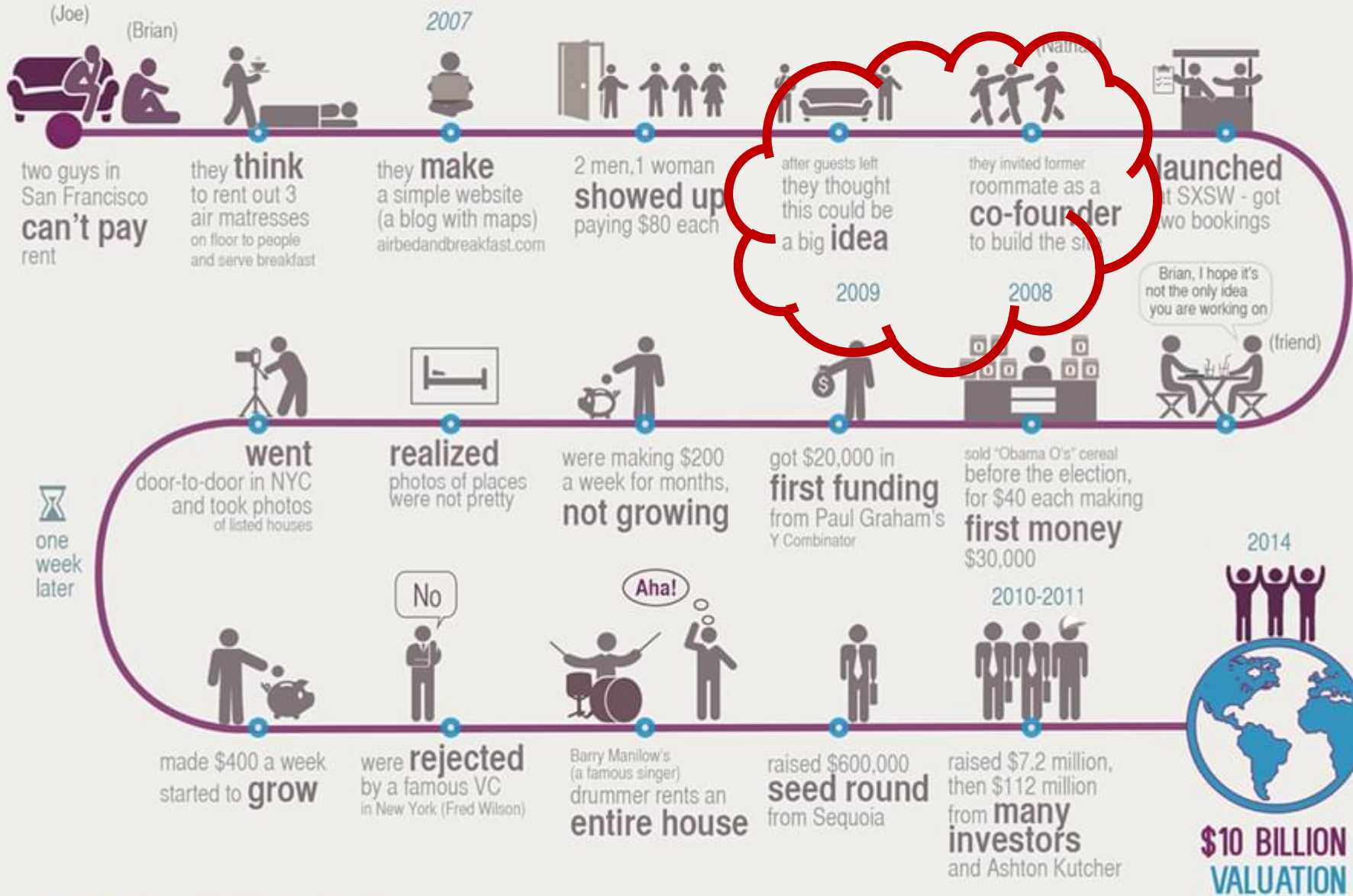
by Anna Vital



HOW AIRBNB STARTED

BY ANNA VITAL

Or How 3 Guys Went From Renting Air Mattresses To A 10 Billion Dollar Company



learned to code after work

went to the computer version

made an iPhone app it felt like

worked as English teacher at a local university

in 2014, Alibaba raised \$25 billion in IPO, largest IPO in US financial history



Where to look for money?

- Bank Loans
- Grants
- Investments

Funding: Bank Loans

- Different banks & multiple types of loans
- Requirements vary
- Collateral and/or credit approval

Funding: Grants

- Encourage businesses to expand
- Enterprise Singapore
 - For startups
 - Startup SG
 - For local companies
 - Global Company Partnership
 - Market Readiness Assistance
 - For partners (e.g., trade associations)

Funding: Grants



[How to apply for a grant](#)

Funding: Investments

- “Angel Investors” / “Venture Capitalists” / “VC firms”
- Startup SG Equity: SEEDS Capital and SGInnovate
- EDBI (Premier Asian investor with headquarters in Singapore)

Research in Google

- Bank Loan AND Startup
- Startup AND Grant AND government
- Startup AND Invest
- Startup AND venture capital

Research in Library Resources

Library search: [startup AND funding](#)

Books and Videos:

- [The art of startup fundraising : pitching investors, negotiating the deal, and everything else entrepreneurs need to know](#)
- [Crack the funding code : how investors think and what they need to hear to fund your startup](#)
- [The entrepreneurial bible to venture capital : inside secrets from the leaders in the startup game](#)
- [The Economics of Crowdfunding: Startups, Portals and Investor Behaviour](#)
- [Stephano Kim Discusses Resources For Funding a Startup \(video\)](#)

Research in Databases

- Bloomberg
- Crunchbase
- PitchBook
- FactSet
- Prequin
- SDC Platinum

Research in Databases

Crunchbase:

- A platform for finding business information about private and public companies. Crunchbase information includes **investments and funding information, founding members** and individuals in leadership positions, **mergers and acquisitions**, news, and **industry trends**.
- To access this database, please send an e-mail to library@smu.edu.sg for the login details.



SMU Libraries

MY CRUNCHBASE

- ⊕ My Follows
- 📅 My Lists
- 🔍 My Saved Searches
- ➔ Import Lists

EXPLORE

- 📊 Search Companies
- 🌐 Discover Hubs
- 💰 Find Investors

Activity From My Follows

⊕ Add a company to your feed

^ HIDE SUGGESTIONS



Dashing

Dashing

⊕ FOLLOW



entrata

Entrata

⊕ FOLLOW

- 🏢 Companies
- 👤 People
- 💰 Investors
- 💵 Funding Rounds
- ➔ Acquisitions
- 🎓 Schools
- 📅 Events
- 🌐 Hubs
- 🔍 Query Builder



Search Investors

[🔔 SAVE SEARCH](#)
[🏢 Companies](#)
[👤 People](#)
[💰 Investors](#)
[💰 Funding Rounds](#)
[➔ Acquisitions](#)
[🎓 Schools](#)
[📅 Events](#)
[📍 Hubs](#)
[🔍 Saved](#)

Filters

[CLEAR](#)

📄 Overview

Headquarters Location







Type

- Venture Capital
- Individual/Angel
- Private Equity Firm
- Accelerator

[+ MORE OPTIONS](#)

< PREV 1-50 NEXT > of 100,000+ results

🔧 EDIT VIEW [📄 EXPORT TO CSV](#)

<input type="checkbox"/>	Organization/Person...	📊 Number of Inve...	Number of Exits	Investor Type	Investment Stage
<input type="checkbox"/>	1.  EASME - EU Exec...	3,723	103	Government Office	—
<input type="checkbox"/>	2.  Y Combinator	3,198	292	Accelerator	Debt, Early Stage Venture, ...
<input type="checkbox"/>	3.  Techstars	2,879	240	Accelerator, Venture Capital	Debt, Early Stage Venture, ...
<input type="checkbox"/>	4.  500 Startups	2,342	240	Accelerator, Venture Capital	Early Stage Venture, Seed
<input type="checkbox"/>	5.  SOSV	1,755	44	Accelerator, Venture Capital	Debt, Early Stage Venture, ...
<input type="checkbox"/>	6.  New Enterprise A	1,657	370	Venture Capital	Early Stage Venture, Late S...

Research in Databases

PitchBook: Contains data on start-ups, their valuations and investment deals (by Private Equity firms, VCs and angel investors), along with their exits (acquisitions, IPOs, closings) for over two decades.

Research Guide - Equities

Equities: Private Equity

Guide to useful resources for equity analysis

[Home](#)
[Books](#)
[Articles](#)
[Find Data](#)
[Analyst/Research Reports](#)
[Web Resources](#)
[News](#)
[Private Equity](#)
[Venture Capital](#)

Databases

- [Bloomberg Professional Service](#)

Bloomberg provides real-time and historical pricing, indicative and fundamental data, charts and graphs on different topics, customized analytics, and market news. Use this database to obtain financial and business information, including real-time and intra-day data.

Access to the databases in Investment Studio is temporarily not available due to the circuit breaker. To access this database, please send an e-mail to library@smu.edu.sg for further assistance.

- [Crunchbase](#)

Crunchbase is a platform for finding business information about private and public companies. Crunchbase information includes investments and funding information, founding members and individuals in leadership positions, mergers and acquisitions, news, and industry trends. To access this database, please send an e-mail to library@smu.edu.sg for the login details.

- [FactSet](#)

FactSet provides data and analytics for global financial and economic markets.

Use FactSet to access news and quotes, company and industry analysis and reports, screening features, and tools to analyze securities and portfolios.

Access to the databases in Investment Studio is temporarily not available due to the circuit breaker. To access this database, please send an e-mail to library@smu.edu.sg for further assistance.

- [J.P. Morgan Research](#)

This database features thousands of analyst reports covering over 3,000 global companies and all

Equities: Venture Capital

Guide to useful resources for equity analysis

[Home](#)
[Books](#)
[Articles](#)
[Find Data](#)
[Analyst/Research Reports](#)
[Web Resources](#)
[News](#)
[Private Equity](#)
[Venture Capital](#)

Databases

- [Bloomberg Professional Service](#)

Bloomberg provides real-time and historical pricing, indicative and fundamental data, charts and graphs on different topics, customized analytics, and market news. Use this database to obtain financial and business information, including real-time and intra-day data.

Access to the databases in Investment Studio is temporarily not available due to the circuit breaker. To access this database, please send an e-mail to library@smu.edu.sg for further assistance.

- [Crunchbase](#)

Crunchbase is a platform for finding business information about private and public companies. Crunchbase information includes investments and funding information, founding members and individuals in leadership positions, mergers and acquisitions, news, and industry trends. To access this database, please send an e-mail to library@smu.edu.sg for the login details.

- [FactSet](#)

FactSet provides data and analytics for global financial and economic markets.

Use FactSet to access news and quotes, company and industry analysis and reports, screening features, and tools to analyze securities and portfolios.

Access to the databases in Investment Studio is temporarily not available due to the circuit breaker. To access this database, please send an e-mail to library@smu.edu.sg for further assistance.

- [Preain](#)

Videos

If You Know Nothing About Venture Capital, Watch This First



Selected print books & eBooks



Angels, Dragons and Vultures by Simon Acland i

Call Number: U00064793G

ISBN: 9781857885514

Publication Date: 2010-10-21

Other Support

- Business Toolkits
- SME Portal
- Trade / industry associations (e.g., [Singapore Action Community for Entrepreneurship](#))

Need Help?

Melody Chin, Research Librarian,
Economics

melodychin@smu.edu.sg

Sumita Govindan, Research Librarian,
Business

sumitag@smu.edu.sg

Xia Wei, Research Librarian,
Information Systems

weixia@smu.edu.sg